

SPRING

2017 Class Schedule

www.thatsewingplace.ca



Quilting Classes:

Project: Iron Caddy \$30 + mat'l's
Join us in making this easy, but handy-dandy iron caddy... it's perfect for totin' along your iron to retreats and classes; it's stylish AND convenient—it unfolds to become your very own ironing surface, and then packs up snugly around your iron (even a hot one!) to transport it back home. Absolutely ingenious! Pattern includes "special" ironing board fabric, and is available in two sizes. Additional ironing board fabric available in-store, too, so you can make one for all your "besties"!
Fri, Apr 21 10am-1pm

Project: Patchwork Tote (2 sessions) \$45 + mat'l's
Okay, we had a tough time deciding where to put this, so we finally decided it merits **two** mentions (so you'll see it under embroidery, too). This gorgeous tote is made in two stages: each patch is created individually on your embroidery machine and incorporates such techniques as basic embroidery, in-the-hoop piecing, Texture Magic, fancy fills, and more. Then, when you have each panel "just so", piece them all together into a stunning tote you'll be excited to show off.
Fri, May 12 & 26 10am-1pm


Stashbuster Starter (3 sessions) \$60 + mat'l's
Learn the basics of quilting from the start: piece the top layer, make a quilt sandwich, quilt it using straight-line methods, and then bind your creation. Tackle your stash with this fun-and-easy crib or lap-sized quilt.
Sat, Jun 10, 17 & 24 9am-12noon


Serger Startups:


Taming the Beast: Serger 101 \$75 + \$5 kit
Learn to confidently operate your serger by understanding the thread settings and how to make them work for you. Discover speed-threading techniques, how to adjust your stitch settings to suit your sewing needs, and serger maintenance.
Tue, May 2 10am-1pm
Sat, Jun 10 10am-1pm


Taming the Beast: Serger 102 \$75 + \$10 kit
You'll get professional results from your serger when you learn these industry-grade techniques for finishing seams, garment construction, and embellishment.
Sat, Jun 24 1pm-4pm

Machine Mastery Sessions:


Basic Training  \$60 + \$5 kit
Learn your sewing machine inside and out: Explore its basic operation, how to choose the right accessories for essential sewing techniques, as well as maintenance you should perform at home to keep your machine running optimally.
Sat, Apr 22 (all non-BROTHER machines) 1pm-4pm
Sat, May 13 (BROTHER ONLY) 1pm-4pm
Thu, Jun 22 (BROTHER ONLY) 7pm-10pm

Bernina Intro  \$75 + \$5 kit
In this hands-on introductory guide class to your computerized Bernina, explore the unique features that make it a star performer. Learn to apply its core functions, basic memory features, and exclusive Bernina design and basic accessories in your everyday sewing projects. Make it sing!
Sat, May 13 9am-12noon

Walking Foot Fun & BSR Blast  \$90 + \$10 kit
Exclusive to Bernina machines, this project-based technique class is a great way to experience the "extra" features and uses of the 3-sole walking foot (you won't believe how much fun you can have!), and to gain a strong foundation for using the Stitch Regulator with confidence. Discover BSR "modes" and when to use each to make your quilting, thread painting, and other free-motion stitching a breeze.
Tue, May 16 10am-4pm

Brother INNOV-ations  \$75 + \$5 kit
Explore the INNOVations that make Brother an industry pacesetter. In this introductory class you'll learn to use the key tools and toys of your Brother computerized sewing machine to best advantage.
Sat, Apr 22 9am-12noon
Fri, Jun 16 10am-1pm




 *Class fees marked with this symbol are waived for applicable items purchased at **That Sewing Place**.

To register, call 905-715-7725
or email liana@thatsewingplace.ca




Embroidery Machine & Embellishment Fun:

Embroidery PHD Intro

 \$70 + \$5 kit
Learn the essentials of your embroidery machine: threads & threading, needles, hooping & stabilizing, how to navigate your machine, access built-in designs (including text), as well as working with "outside designs".

Sat, May 27 (BROTHER only) 10am-4pm

Bernina Aurora Intro "Easy on PC"

 \$75 + \$10 kit
Learn the advantages of working with **Bernina's EC on PC** embroidery system: design transfer, positioning, manipulating and navigating through designs to achieve special effects, and to align a sequence of designs to create border embroidery. Prerequisite: *Bernina ArtLink*.

Tue, Jun 13 10am-4pm

Brother INNOV-Edit

\$75*
Embroidery Edit enables you to combine and manipulate designs and lettering to create custom embroidered expressions. Quickly, easily—and right on your embroidery machine! Learn how to give even store-bought designs the personal touch! - Note: this is a programming class only (no stitching); Save your designs for optional stitch-out later. *Class fee only \$45 for machines purchased at **That Sewing Place**.

Fri, Jun 9 9am-12noon

Brother INNOV-Align

\$75* + \$10 kit
Attend this hands-on session to discover why Brother's design alignment options are so fantastic! Explore borders and continuous hooping and discover your new favourite technique! Play with several small-scale samples to learn how to make the most of this process. *Class fee only \$45 for machines purchased at **That Sewing Place**.

Fri, Jun 9 1pm-4pm

Embroidery PHD Stabilizers

\$45 incl mat'l's
If you own an embroidery machine, this lecture-demo class is a must-have primer. Discuss many of the different stabilizers available and their cause-and-effect on different fabrics and designs. Learn to assess your embroidery stabilizer needs to make choices to yield the best results. No machine required—you get to travel light to this session!

Wed, Jun 7 10am-4pm

Brother Embroidery Club (5 sessions)

\$100 + mat'l's
Join this hands-on, project-oriented club. Expand your embroidery portfolio with group projects of your choosing. Learn to adapt existing projects and techniques to suit your tastes, all under expert guidance. Bring your lunch to munch while your machine stitches out your masterpieces! Geared towards machines with a 5x7" or greater embroidery area...

Thu, Apr 27, May 11, 25, Jun 8 & 22 10am-2pm

Baby Brother Club (6 Sessions)

\$120 + mat'l's
Gotta "Baby Brother"? That includes the Brother NV900D, NV950D, NV990D, HE240, LB6810... fantastic "little" machines with nothin' little about their capabilities! Explore all the cool things that you can do with this machine: sewing, piecing, embellishments and embroidery—along with all the tricks and tips that make it easy! Not a sewing club... not a quilting club, not an embroidery club—let's roll it all into one and show off what your Baby Brother can do!

Thu, Apr 6, 20, May 4, 18, Jun 1 & 15 10am-1pm


Project: Patchwork Tote (2 sessions)

\$45 + mat'l's
This gorgeous tote is made in two stages: each patch is created individually on your embroidery machine and incorporates such techniques as basic embroidery, in-the-hoop piecing, Texture Magic, fancy fills, and more. Then, when you have each panel "just so", piece them all together into a stunning tote you'll be excited to show off. Requires purchase of the Anita Goodesign Patchwork Tote embroidery design set.

Fri, May 12 & 26 10am-1pm

Embroidery Software:

Brother PE Design PLUS Intro

 \$75
Explore the exciting customization options offered by **Brother's** starter-level software, **PE Design PLUS**. Learn how to view your designs and two-way transfer, design customizing and combining, colour changing and re-sequencing, as well as nifty text tricks to truly personalize your projects (like quilt labels!). It's hands-on, so bring your computer and thinking cap—we're gonna have some fun!

Fri, Apr 21 10am-3pm

Brother PE Design Club (3 Sessions)

\$75
PE Design is **Brother's** industrial-quality embroidery digitizing software, and it's jam-packed with very cool features that allow you to customize and digitize unlimited embroidery designs. With a focus on creating simple designs and editing purchased designs to achieve your own custom results, explore the tools of the software and tricks of the trade.

*This session is applicable to the PE Design NEXT or v10
Tue, Apr 18, May 23 & Jun 20 1pm-4pm


Bernina ArtLink Intro

\$45
Bernina ArtLink is an amazing little software package offered as a FREE download from **Bernina**—and is a great tool to enhance your embroidery capabilities: view embroidery design files on your PC, create design positioning templates, play with switching out colours, scale designs and more! This software is a wonderful stand-alone utility—it is the first software every embroiderer needs! **Suited as a starter software for all embroidery machine brands.**

Tue, May 30 1pm-4pm

to register, call 905-715-7725 or email liana@thatsewingplace.ca

ScanNCut:

ScanNCut Intro  \$50 + \$5 kit
Bring your **Brother ScanNCut** for an exploration playdate. We'll focus on learning your way around the screens, experiment with cutting various mediums and discover just a small part of what your new toy can do. See how this wonderful tool can enhance your scrapping, card-making, quilting, appliqué, and crafting in general.
Fri, May 12 9am-12noon

ScanNCut Canvas Intro \$75*
Bring your laptop and discover just how much creative power you have at your fingertips with the **Brother ScanNCut Canvas** live web site. Learn to navigate its features and functions—it will expand your **ScanNCut** options to "limitless". Discover thousands of existing cut files and how to access them; treat yourself to virtually unlimited fonts, and learn to create your own custom cut files *Class fee only \$40 for **ScanNCuts** purchased at **That Sewing Place**.
Fri, May 12 1pm-4pm

ScanNCut N HTV NEW!!! \$95* + \$10 kit
Explore the exciting world of HTV (Heat Transfer Vinyl) as you play with various mediums. Learn hands-on how to cut and apply, combine and create with this relative newcomer to the home and craft market. Way too much fun to miss! Perfect for garmentry, home dec, totes, and more. *Class fee only \$60 for **ScanNCuts** purchased at **That Sewing Place**.
Fri, May 26 10am-4pm

ScanNCut Club (3 Sessions) \$105 + mat'l's
We call it a club, but really, it's a playdate - an opportunity to explore a ton of cool things you can do and make with your **ScanNCut**... and perhaps a little dose of **Canvas**. Start pinning pics and collecting ideas—and we'll work our way through creating a collection of fantastic projects to make, give and (or?) sell!
Fri, Apr 7, May 5 & Jun 2 10am-4pm

Clubs & Stuff:

Sewcial Therapy (6 sessions) \$120 + mat'l's
Join this easy-going, open-sewing group where sharing knowledge and ideas is the name of the game. Enjoy impromptu demos of industry-grade garment-making techniques, explore fashion trends and more... You lead the way with your ideas and requests; choose to sew for children or yourself, and enjoy this "sewcial" time with others who share your hobby...
Wed, Apr 5, 19, May 3, 17, 31 & Jun 14 10am-1pm

Learn-to-Sew Classes:

KidStart (6 Sessions) \$150 incl mat'l's
Watch for Beginner children's classes in Summer or Fall 2017

KidSew (KidStart Level 2) (6 sessions) \$120 + mat'l's
This follow-up to KidStart builds upon learned machine and sewing skills to progress to more involved projects. More great ideas are lined up to encourage young sewists' enthusiasm. Sewing machines and safety glasses provided.
Tue, Apr 25, May 2, 9, 16, 23 & 30 4:30pm-6:30pm

Beginner Adult Sewing (6 Sessions) \$120 + mat'l's
Learn the fundamentals of sewing in this hands-on, project-oriented learn-to-sew class. With a focus on simple construction skills you will complete several small projects leading up to beginner garmentry.
Sat, Apr 29, May 6, 13, 27, Jun 3 & 10 1pm-4pm

Carry-On Adult Sewing: Shirt (4 sessions) \$80 + mat'l's
Continue perfecting your sewing foundation with the "Essential Shirt": make a casual, semi-fitted yoked shirt with a collar and stand, cuffs, and placket—no wardrobe is complete without several of these fashion stand-by's! *Prerequisite: Beginner Adult Sewing from That Sewing Place.*
April 22, 29, May 6 & 13 9am-12noon

Beginner Knits "Tee Time" \$60 + mat'l's
This beginner knits class will focus on the unique properties of knitted fabric and the techniques required to sew successfully with it. Explore handling and construction details as applied to a selection of hem, cuff and collar options as you make your own stylish yet t-shirt... This class is the one of a series of knit sessions where different knits will be tackled. Watch for jacket fleece, sweat-shirt fleece, fashion stretches, and 4-way stretch in upcoming seasons! (some previous sewing experience required)
Wed, May 10 10am-4pm

Slimmin' Slinky (2 sessions) \$60 + mat'l's
We think Slinky is a miracle fabric! It's flattering to all figures, is oh-so-comfy to wear, and it can be dressed up for the glitziest of evening or down for everyday casual. That's just win, win, win! And best of all, it's easy to sew—when you know how, and that's what this class is all about—how to choose pants and shirt styles suitable to Slinky, how to size it optimally, and the trick of the trade to stitch it successfully. A serger is a must for this class, and if you're like us, Slinky will become your favourite, too!
Sat, Jun 17 & 24 9am-12noon

